



# Guideline

## Default settings of the EA :

Variable	Value	Start	Step	Stop
<input type="checkbox"/> Select the TP method	Use TPM / <b>Scalping / Distance</b>			Use TPM
===== TPM Settings =====				
<input type="checkbox"/> Target Profit Multiplier (TPM)	1.0	100.0	0.0	0.0
<input type="checkbox"/> Allow to open short position (TPM Mode)	true	false		true
<input type="checkbox"/> Allow to open long position (TPM Mode)	true	false		true
===== Scalping Settings =====				
<input type="checkbox"/> Scalping TP (points)	200	20	0	0
<input type="checkbox"/> Allow to open short position (Scalping Mode)	true	false		true
<input type="checkbox"/> Allow to open long position (Scalping Mode)	true	false		true
===== Distance Mode Settings =====				
<input type="checkbox"/> Martingale Order TP Mode	Distance	Distance		Distance
<input type="checkbox"/> Martingale Order Manual TP (points)	20	30	0	0
<input type="checkbox"/> Allow to open short position (Distance Mode)	true	false		true
<input type="checkbox"/> Allow to open long position (Distance Mode)	true	false		true
===== General Settings =====				
<input type="checkbox"/> CutLoss(USD)	-500.0	-9999999.0	0.0	0.0
<input type="checkbox"/> Initial Lot	0.1	0.01	0.0	0.0
<input type="checkbox"/> Auto-Lot	false	false		true
<input type="checkbox"/> Balance Base	1500	50000	0	0
<input type="checkbox"/> Magic Number	123456	123456	0	0
<input type="checkbox"/> Maximum Order	50	100	0	0
===== Distance Settings =====				
<input type="checkbox"/> Distance Mode	NORMAL / <b>Equity mode / Every order Mode</b>			NORMAL
<input type="checkbox"/> At least distance for next order (points)	250	0	0	0
Equity Mode				
<input type="checkbox"/> Equity Decreasing Rate (%)	99.9	5.0	0.0	0.0
<input type="checkbox"/> Distance Increasing Rate (points)	1000	100	0	0
Every Order Mode				
<input type="checkbox"/> Distance Step Rate (points)	100	10	0	0
===== Lots Control =====				
<input type="checkbox"/> Lots Control Enable	true	false		true
<input type="checkbox"/> Lots Decreasing Mode	MODE_LASTLOT_DIVIDED / <b>Mode Nextlot Divided</b>			MODE_NEXTLOT_DIVIDED
<input type="checkbox"/> Lots Control Equity (%)	99.99	95.0	0.0	0.0
<input type="checkbox"/> Lots Decreasing (%)	3000.0	50.0	0.0	0.0
===== Equity Control =====				
<input type="checkbox"/> Stop Trade Equity (%)	80.0	95.0	0.0	0.0
<input type="checkbox"/> Close All?	false	false		true

Load Save

OK Annuler Reset

- **Select the TP method** : Click to select the trading mode
- **Target Profit Multiplier** : A low number is giving low profits but often and safely. A high number gives high profit (for example when high volatility).
- **Allow to open short position** : True or False
- **Allow to open Long position** : True or False
- **Scalping TP (Points)** : Select the level of Take Profit
- **Allow to open short position** : True or False
- **Allow to open Long position** : True or False
- **Distance Mode settings** : (Not available in this version)
- **Cutloss (USD)** : Preset value
- **Initial lot** : Adjustable, depending on your initial deposit
- **Auto lot** : When your account goes on profit, your orders lot size is increased
- **Balance Base** : Level of balance to start Auto lot
- **Magic number** : Adjustable
- **Maximum Order** : Adjustable

## DISTANCE SETTINGS

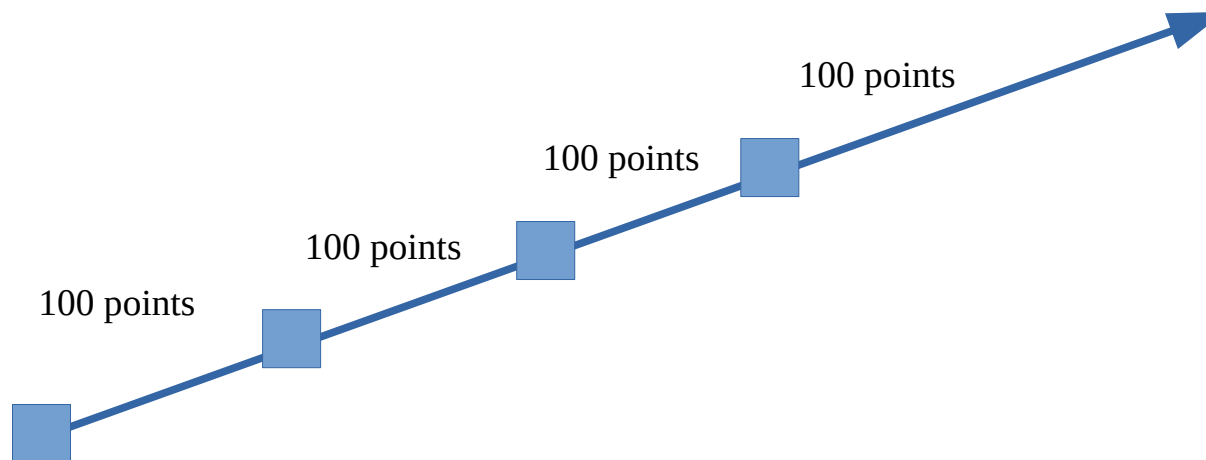
- **Distance Mode** : *Select between* : **Normal** / **Equity Mode** / **Every Order Mode**

➤ *If you select* : **Normal Mode**

<input type="checkbox"/>		===== Distance Settings =====
<input type="checkbox"/>	Distance Mode	NORMAL / <b>Equity Mode</b> / <b>Every Order Mode</b>
<input type="checkbox"/>		Normal Mode
<input type="checkbox"/>	At least distance for next order (points)	100

- **At least distance for next order (in points)** : Select the level of distance

➤ For example : if you select 100 points, the distance for next order will be at list of 100 points (10 pips).



## Equity Mode

➤ If you select : **Equity Mode**



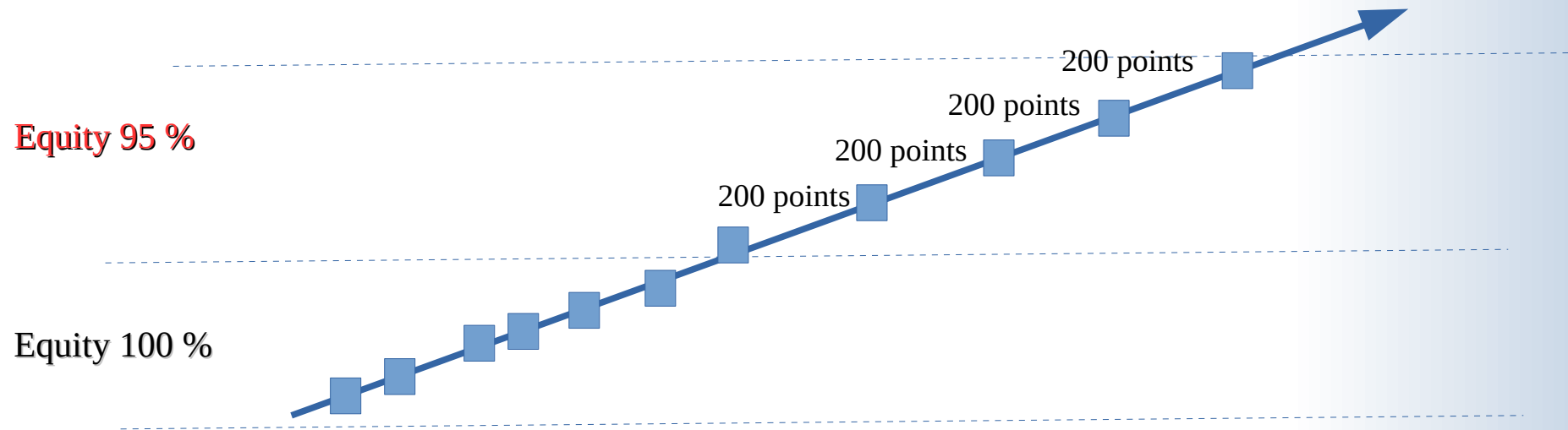
Equity Mode	
<input type="checkbox"/> Equity Decreasing Rate (%)	5.0
<input type="checkbox"/> Distance Increasing Rate (points)	200

- **Equity Decreasing Rate (%)** : Select the level of Equity ●

- **Distance Increasing Rate** : Select the level of distance ●

➤ For example (see below): if you select an **Equity Decreasing Rate** of 5 %, when the Equity is under 95 % , the distance between orders will be increased in relation with the **Distance Increasing Rate** (For example 200 points).

*Example of equity mode :*



## EveryOrder Mode

<input type="checkbox"/> <input type="checkbox"/> Distance Step Rate (points)	Every Order Mode
	300



- **Distance Step Rate** : Select the level of distance

*For example :*

- if you select a level distance of **100 points**, the orders that are going is the **WRONG DIRECTION** will be separated by a progressiv distance : **100 - 200 - 300 - 400 - 500 ... points**

- if you select a level distance of **200 points**, the orders that are going is the **WRONG DIRECTION** will be separated by a progressiv distance : **200 - 400 - 600 - 800 - 1000 ... points**

- if you select a level distance of **300 points**, the orders that are going is the **WRONG DIRECTION** will be separated by a progressiv distance : **300 - 600 - 900 - 1200 - 1500 ... points**

## LOT SIZE CONTROL ( For TPM only)

<input type="checkbox"/>	===== TPM Settings =====
<input type="checkbox"/> Lots Control Enable	false
<input type="checkbox"/> Lots Decreasing Mode	MODE_LASTLOT_DIVIDED / NEXTLOT DIVIDED
<input type="checkbox"/> Lots Control Equity (%)	40.0
<input type="checkbox"/> Lots Decreasing (%)	50.0

**Lots Control Enable** : Select **false or True** to use this fonction

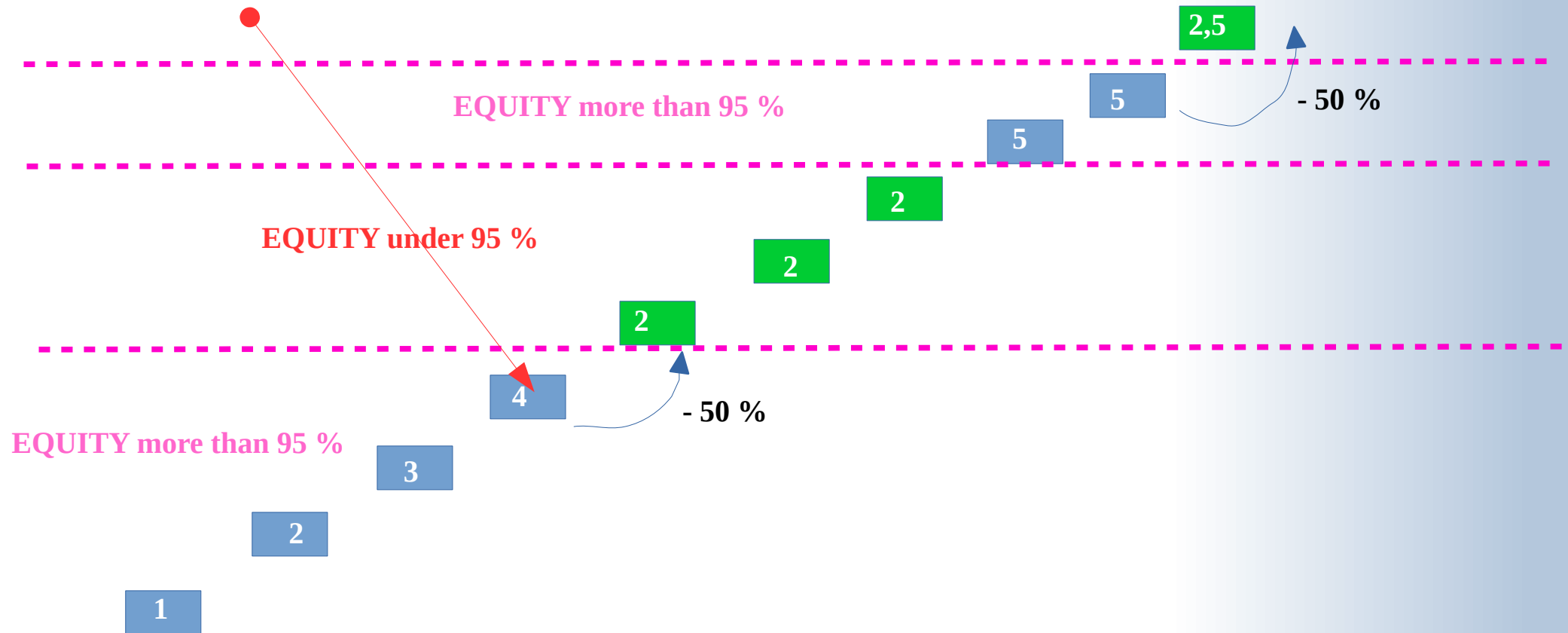


**Lots Decreasing Mode** : Select **MODE NEXTLOTDIVIDED**  
or **MODE LASLOT DIVIDED** to use this function

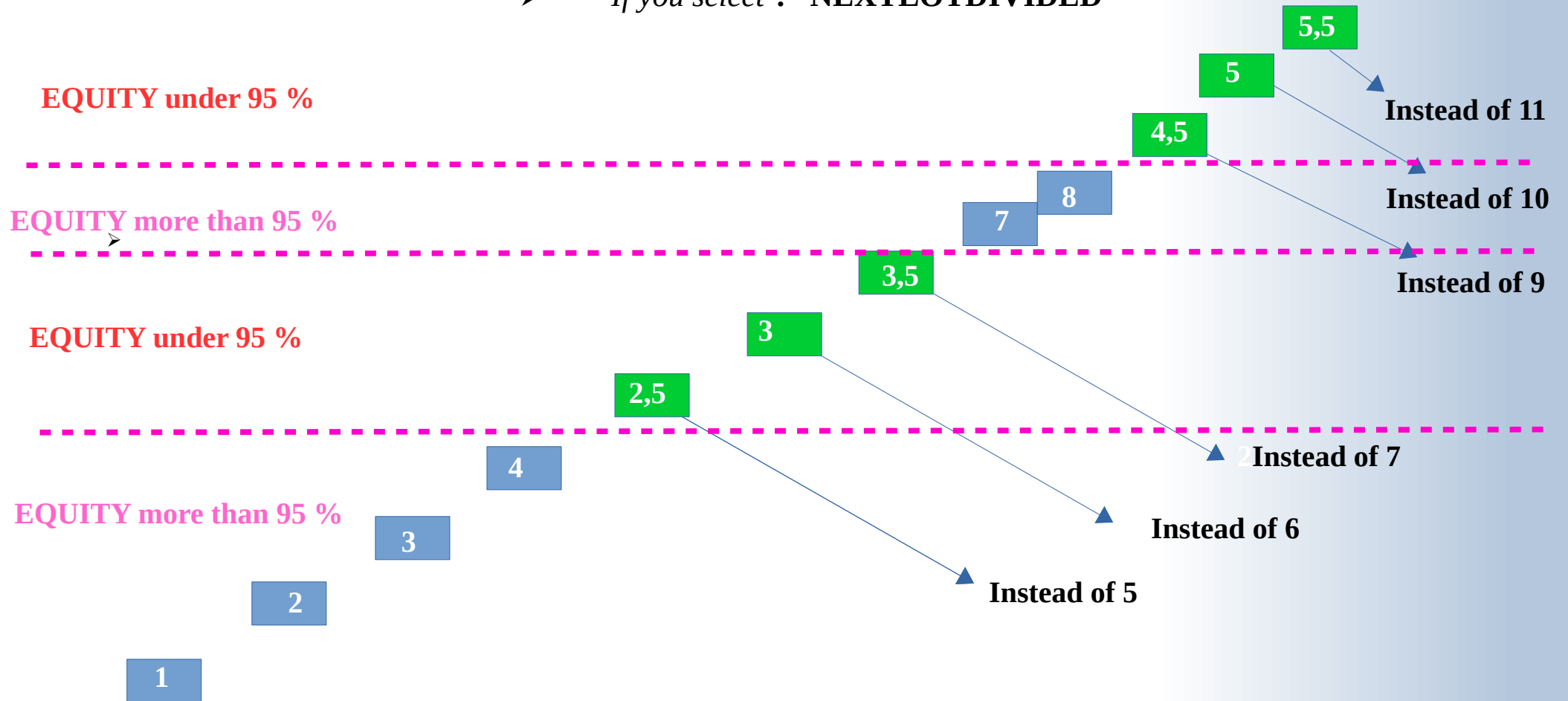
<input type="checkbox"/>	===== TPM Settings =====
<input type="checkbox"/> Lots Control Enable	false
<input type="checkbox"/> Lots Decreasing Mode	MODE_LASTLOT_DIVIDED / <b>NEXTLOT DIVIDED</b>
<input type="checkbox"/> Lots Control Equity (%)	40.0
<input type="checkbox"/> Lots Decreasing (%)	50.0

➤ If you select : **MODE LASTLOTDIVIDED**

The last lot before the EQUITY CONTROL will be the reference



➤ If you select : **NEXTLOTDIVIDED**



## Lots Control Equity + lots Decreasing

<input type="checkbox"/>	===== TPM Settings =====
<input type="checkbox"/> Lots Control Enable	false
<input type="checkbox"/> Lots Decreasing Mode	MODE_LASTLOT_DIVIDED / NEXTLOT DIVIDED
<input type="checkbox"/> Lots Control Equity (%)	40.0
<input type="checkbox"/> Lots Decreasing (%)	50.0

**Example :**

*if you select a **Lots Control Equity** of 40 %, when the Equity is 60 % , the lot size will decrease of 50 %*

## 2 security modes for scalping

<input type="checkbox"/> Select the TP method	_Use_Scalping / Use TPM
<input type="checkbox"/> Target Profit Multiplier (TPM)	150.0
<input type="checkbox"/> Scalping TP (points)	30
<input type="checkbox"/> CutLoss(USD)	-99999999.0

First security

<input type="checkbox"/>	===== Scalping Settings =====
<input type="checkbox"/> Stop Trade Equity (%)	90.0
<input type="checkbox"/> Close All?	true

Second security